

Guide to Original Oratory

Compiled by Ray Chao (Arcadia HS)

In collaboration with Tony Figliola (Holy Ghost Prep, PA), Zachary Prax, and Jamaka Young (Apple Valley High, MN)

Original Oratory has to follow the oooooohhhh, ahhhhhhh flow:

Ooooohhh: feel the seriousness of the problem: first: mildly annoying nature, and then its increasing gravity

Ahhhhhhh: we need to see a way out of the problem: first, with suggestions that calm us down and point our behavior in the right direction; then, with an examples of those who overcame the problem by employing the suggestions

The OO Audience Journey:

1. Uninvolved curiosity
2. Alertness and awareness of a potential problem
3. Agreement that the problem exists
4. Appreciation of the seriousness of the problem
5. Anger or even outrage that the situation is allowed to exist
6. The urgent desire for a solution
7. Reassurance that a solution exists and satisfaction that things can be made right

Proposed Structure: The Five Pyramid Method

Developed by Joe and Pam Wycoff (Apple Valley High School, MN)

Why do we use upside-down pyramids? We start out with a broad topic but we focus at a point or thesis!

Pyramid 1: Introduction



Attention Getter: grab out attention with a story, illustration, quote, humor, hypothetical questions

Link: Link the Attention Getter to us and your topic

Common Ground: What does it have to do with me?

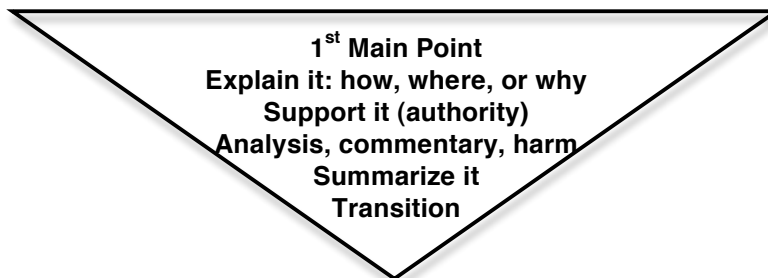
Significance: Cite an authority to support your thesis

Thesis: What's your point?

Preview: Outline/signpost your speech

Transition: End intro and start first body with clever punch

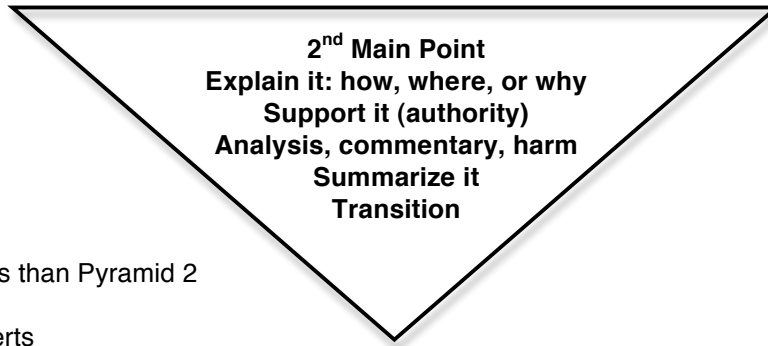
Pyramid 2: 1st Main Point



Things about Pyramid 2:

- This is the lightest and most casual body pyramid
- Utilize humor
- Use facts, cite experts
- Reach out to your audience so that they can identify with your problem

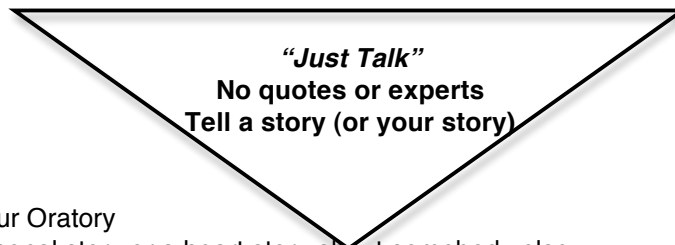
Pyramid 3: 2nd Main Point



Things about Pyramid 3:

- This is more serious than Pyramid 2
- Reach out again
- Use facts, cite experts

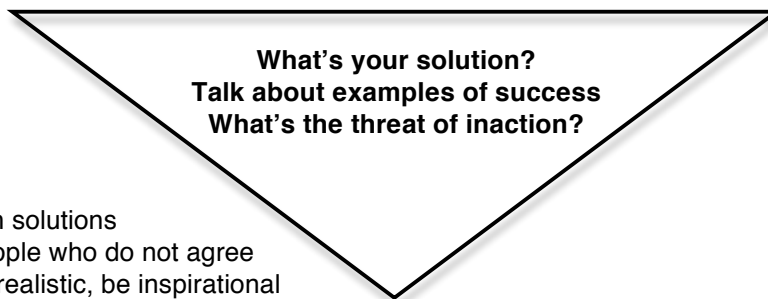
Pyramid 4: 3rd Main Point



Things about Pyramid 4:

- This is the climax of your Oratory
- You either tell your personal story or a heart story about somebody else
- This is 100% serious; no humor, jokes, or statistics; JUST TALK

Pyramid 5: Solution



Things about Pyramid 5:

- Be very careful with solutions
- You WILL have people who do not agree
- Be reasonable, be realistic, be inspirational

Tips for Conclusion:

- Link back to Attention Getter
- Talk heart to heart- INSPIRE YOUR AUDIENCE
- Add a quote? It’s up to you
- Urge us to act
- End creatively (linked to intro for full circle)

What does the audience like?

Delivery: Someone who looks confident, who has high status delivery, who has a winning smile, whose eyes reach into the soul of the listeners, who has passion, who looks mature, who is in control of his/her words, body, voice, audience, who looks spiffy

Content: A speech that keeps them interested, that makes them go oooohhh-ahhhhh, that makes them go through a sequence of emotions, a topic that is intriguing, varying support, clever language, a personal and emotional connection

Have something for everyone!

1. Have **examples, stories, personal touches** for the goo-goo ga-ga judges
2. Have **facts, statistics, and cite sources** for the intellectuals
3. State **“the bottom line”** for those who don’t need fluff but just want it handed to them on a plate
4. Have **“testimony”** from those who need to hear from voices of authority

GOOD LUCK! 😊